

# Axon 2 Neurofeedback Headset Quick Start Guide

## In The Box



Axon 2 Headset



Axon 2  
Headset Case



Spare Sensors



Quick Start  
Guide



Refillable  
Water Pen

### Smartphone or tablet required

Smartphone or Tablet not included. Device operating iOS 16 or higher, or Android 9 or higher

## Product Description

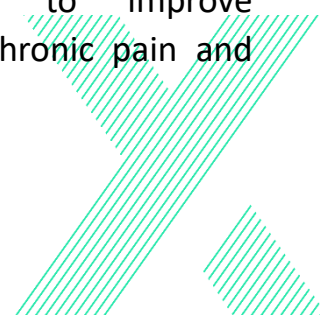
Axon uses Exsurgo's custom-designed Neurofeedback Headset to read and record the unique EEG signature and brain activity patterns associated with each user, which are then transmitted to the Axon App, enabling them to interact with these signals in real time.

Axon facilitates changes in brain activity by harnessing neuroplastic processes, thus reducing symptoms and introducing new patterns of brain activity. As the user progresses and completes the required sessions, the brain learns to regulate itself through neuroplastic learning.

## Indications for Use

Axon is an EEG-based Neurofeedback system that uses the principles of operant conditioning to enable users to self-regulate and optimize their own brain activity via a brain computer interface, allowing personalized treatments for a range of conditions.

Axon is indicated for use by adults in both a professional (e.g. clinical) and/or home environment, and can function as an adjunctive treatment to improve symptoms related to chronic pain and anxiety.



## Medical Contraindications



Please do not use Axon unless you have discussed with your clinician, if you have had any of the following:

- Head injury or concussion within the past 6 months
- History of seizures (e.g. epilepsy).
- Diagnosis of a neurological disorder.
- Hospitalization for psychiatric treatment.
- Undergone treatment for a serious disease (e.g. cancer), within the past 6 months
- Using an electronic implanted device (e.g. pacemaker, loop recorder)

## Install the App





**Axon**

Install the Axon app by:


- visiting our website at <https://exsurgo.com/products/axon>,
- scanning the QR Code below,
- or searching for **Exsurgo Axon** on the Apple App Store or Google Play Store.

Follow the prompts in the App to log in, using the Email address and Password you entered when you registered.



# Get Ready For Your First Session

1. Press the power button on the top of the headset to turn the headset on.



2. Brush the sensors with water using the included water pen.



3. Try to move as much hair as possible away from underneath the sensors to ensure good skin contact.

4. Ensure the sensors remain symmetrical across the middle of your head by adjusting the earpieces on both sides to the same setting.

The settings are indicated by the arrow and numbers on the side of the earcup sliders





**Axon is manufactured by:**

**Exsurgo Ltd**  
45i William Pickering Drive  
Rosedale  
Auckland 0632  
New Zealand

**UK Responsible Person:**

**Brain Lady Limited**  
PO Box 80146  
London  
N22 9NW  
United Kingdom



<https://exsurgo.com/products/manuals>



Contains FCC ID:  
XPYANNAB1



This information and other labelling, including the Instructions for Use, are available on the internet at <https://exsurgo.com/products/manuals>

You may also request a copy of this information and other labelling by contacting us at [support@exsurgo.com](mailto:support@exsurgo.com).



Copyright © 2023 Exsurgo Ltd  
All Rights Reserved

PM1006-2 - November2023

Google Play and the Google Play logo are trademarks of Google LLC.

Apple, the Apple logo, iPhone and iPad are trademarks of Apple inc., registered in the U.S. and other countries and regions. App Store is a service mark of Apple Inc.